








# Partner

Alberto Meda, Paolo Rizzato



A system composed of an extruded aluminium structure and shelves in which "transparent plastic", offered in various colours, is adeptly combined with the cut aluminium plate. Thus the most is made of the various materials' aesthetic and functional characteristics in a poetic, novel and original ensemble. Partner is presented in three different fixed modules, ideal for most settings: as a bookcase for books and objects in the living room or bedroom, as bathroom furniture to be fitted with a practical towel-holder as desired, and as kitchen furniture.

The practical flat-box packaging is a final feature of practical usage. Each shelf comes with two bookends.

		width	height	depth	shelves distance	weight kg
<b>2503</b>		100	99	35	35	12,900
<b>2503/2504/2506/2520</b>						
1T/ice						
2T/cobalt						
3T/citron yellow						
8T/ruby red						
<b>2504</b>		100	137	35	35	17,340
<b>2506</b>		100	175	35	35	21,780
<b>2520</b>	pack of 6 bookends	10,5	20,5	1		0,150

## Materials

**Shelf:** batch-dyed SAN and anodized aluminium sheet (h. 3 cm)

**Upright:** anodized drawn aluminium (h. 26/35 cm)

**Feet:** anodized drawn aluminium (h. 16 cm)

**Bookend:** SAN

	reached level
UNI 8596/84	positive
UNI 8600/84*	3
UNI 8601/84	4
UNI 8606/84	5

\*The test was interrupted at our request at 90 kg (load concentrated on a single point of the shelf)

packaging	quantity	weight kg	volume m <sup>3</sup>
<b>2503</b>	1	15,000	0,093
<b>2504</b>	1	20,000	0,126
<b>2506</b>	1	24,000	0,126
<b>2520</b>	1	1,030	0,003

# Partner Office, Accessories

Alberto Meda, Paolo Rizzatto

Partner is a writing desk. A composition of three shelves on wheels with a flat desk laminated in natural beech wood or in laminated white with a slightly rounded shape. Mobile, functional, with a youthful and informal design: Partner Office can be wall-mounted or free-standing. The result is a new writing desk concept, a one-off solution to organisation problems (for documents, office accessories, computer and printer) as well as mobility problems. It therefore fits into any work or study setting, flexibly meeting diverse needs.

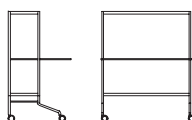


width	height	depth	shelves distance	weight kg
-------	--------	-------	------------------	-----------

## 2530

white desk

100	125	70	40/50	22,000
-----	-----	----	-------	--------



## 2540

beech desk

100	125	70	40/50	22,000
-----	-----	----	-------	--------

## 2522

towel-holder

47	3,7	7,2		0,250
----	-----	-----	--	-------

## 2523

folders holder 2 pieces packet

37,5	7,5	4		0,090
------	-----	---	--	-------

## 2524

coat hook 4 pieces packet

10	7,3	5,4		0,055
----	-----	-----	--	-------

## 2530/2540

1T/ice	
2T/cobalt	
3T/citron yellow	
8T/ruby red	

## 2525

basket with coupling

28,2	10	28,2		0,590
------	----	------	--	-------

## 2526

bookend 2 pieces packet

41,4	7	3		0,100
------	---	---	--	-------

## 2527

folders 20 pieces packet

35	28	1		0,100
----	----	---	--	-------

## Materials

**Shelf:** SAN and anodized aluminium sheet (h. 3 cm)

**Upright:** anodized drawn aluminium (h. 40/50 cm)

**Wheels:** anodized drawn aluminium

**Bookend:** SAN

**Desk:** multi-ply laminated (h. 1,2 cm)

**Towel-holder, folders holder, bookend, coat hook, basket:** stainless steel

packaging	quantity	weight kg	volume m <sup>3</sup>
<b>2530</b>	1 frame	14,500	0,094
	1 top	10,500	0,043
<b>2540</b>	1 frame	14,500	0,094
	1 top	10,500	0,043
<b>2522</b>	1	0,330	0,002
<b>2523</b>	1	0,240	0,002
<b>2524</b>	1	0,250	0,001
<b>2525</b>	1	0,800	0,001
<b>2526</b>	1	0,270	0,014
<b>2527</b>	1	3,000	0,013